
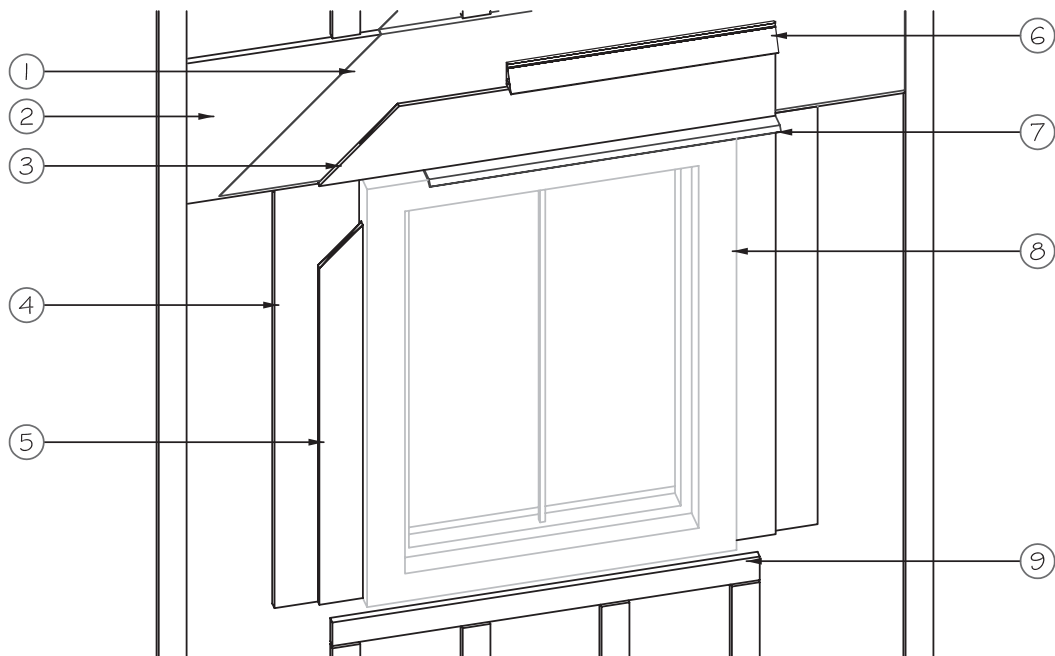
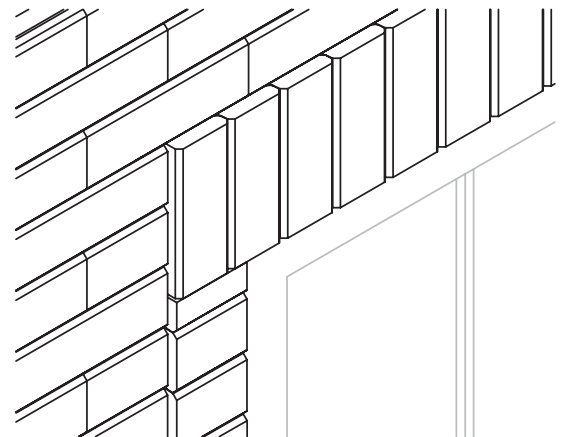


4.3- Installation around openings

6- Building out the window



Bottom of the window



Top of the window

**LEGEND:**

- 1- Flashing or housewrap covering reinforcement header.
- 2- Plywood reinforcement header. (see Section 3 for fastening patterns and reinforcement sizes).
- 3- Plywood, thickness up to 3/4" (19mm) and height is the same as projecting brick (soldier).
- 4- 3/4" (19mm) plywood, in place of furring strip.
- 5- Plywood, thickness up to 3/4" (19mm), width is the same as projecting brick.
- 6- Starter strip.
- 7- Aluminum flashing with drip end.
- 8- Window.
- 9- Horizontal furring strip at a distance equal to the height of the sill plus 1/8" (3mm), down from the bottom of the opening.

